












# Scribe - Create Step-by-Step Ebooks & Guides In Seconds

 Assigned to	
 Status	Examples
 Topic	Productivity Tools
 Sponsored	Sponsored
 Sponsor	Scribe
 Link	
 Recording Date	
 Publication Date	
 Keywords	create an ebook, create a guide
 # of Searches	
 Who is editing?	

## CHECKLIST

### Planning and Research

- ☐ Research keywords and topic
- ☐ Script

### Shoot

- ☐ Turn on all equipment
- ☐ Check power and batteries
- ☐ Check storage. Enough space?

- ☐ Frame the shot
- ☐ Test audio
- ☐ Test video
- ☐ Record
- ☐ Shoot thumbnails

## **Edit**

- ☐ Transfer media files to computer
- ☐ Import files into your video editor
- ☐ Sync video and audio
- ☐ Phase 1: Rough cut
- ☐ Phase 2: Cut The Fluff
- ☐ Phase 3: Enhance
  - ☐ Text and element overlays
  - ☐ Zoom in / out
  - ☐ Effects
  - ☐ Process audio - Auphonic
  - ☐ Music
  - ☐ Sound effects
- ☐ Phase 4: Final touches
  - ☐ End screen
  - ☐ Look over it again

## **Publish**

- ☐ Design thumbnail
- ☐ Write title and description
  - ☐ Keyword research

**Promotion:**

- ☐ Email announcement
- ☐ Instagram Story
- ☐ Facebook
- ☐ Twitter

## SCRIPT

### Hook - First 30 seconds is CRUCIAL!

In this video, you're going to learn how to make step-by-step eBooks and guides that you can sell or share with your team like the one you're looking at right now.

{SHOW EXAMPLE}

- Automatically takes screenshots
- Automatically adds descriptions
- Add tip bars
- On its Pro plan you can record your desktop, too.
- Once done, you can export it as a PDF.

---

### Tell Them What You Promised

- **Here's all you need to do:**
  - Click start
  - Do your action
  - Compile and you're done

- **Introduction. What is Scribe?**
    - Share how-to/step-by-step guides with ease.
  - **Who's it for?**
    - Educators, teachers, marketers, internet teams, info-product creators/course creators.
      - Create processes and how-to's to internal team or customers in a clear and concise way.
  - **Installation**
    - Browser extension
    - Desktop version
  - **Pricing and Plans**
    - Free plan
      - Works on web only
      - Not able to brand
  - **Signing up and installation**
    - Adding to your browser toolbar
  - **Overview/Getting started**
  - **Creating your first guide**
  - **Export options**
  - **Taking it a step further to customize**
    - Use Canva
    - Upload the PDF to Canva
    - Customize as you normally would in Canva.
    - Export as a PDF
-

## Conclusion / Verdict

The next time you want to create a step-by-step guide, whip out Scribe and away you go.

The old and traditional way is to take screenshot after screenshot and compiling them together.

You can imagine taking 30-50 screenshots would take you hours to do.

---

## Engagement Involvement

Let me know what type of guide you'll be creating using Scribe? Let me know in the comments below.

---

## Call To Action

In the meantime, take care. I'll leave up a couple of relevant videos right here for you to watch next.